








MILWAUKEE
PUBLIC LIBRARY

This binder includes 9 great lesson plans for 9 great books!

All of these books are on loan to your site this summer from the Milwaukee Public Library






MILWAUKEE
PUBLIC LIBRARY

Read-aloud Tips



- Establish a time and comfortable place to read every day.
- Pick a book you love and that the kids are excited to read.
- Don't be afraid to read slowly. Take plenty of time to show the illustrations.
- Invite the kids to say parts of the book that repeat.
- Read with expression and get creative with the characters' voices.
- Read aloud to older kids, too! You can read a little bit of a chapter book each day.
- Invite older kids to help you read aloud.
- If it's a great book...read it again!
- Try reading aloud in the hallway, during lunch, while waiting in line, riding the bus, on a field trip, or during a transition.



Fun and Easy Activities for Any Book

- Come up with a new title for the book.
- Illustrate a new front cover for the book.
- Try Reader's Theater! After your students have read the story once or twice, assign roles and have them act it out. Give them plenty of time to practice.
- Write fan mail to the book's author or illustrator.
- Play "Red Light Green Light," moving like characters from the book.
- Host a talk show with characters from the book as the guests.
- Write a diary entry from one character's point of view.
- Act out a movie trailer for the book.
- Turn the book into a comic or cartoon.
- Create a missing last page showing what happens after the story ends.

